



## TRACTOR/TRAILER DESIGN QUESTIONNAIRE

As completely as possible, answer the applicable questions regarding the type of rescue truck and options your agency requires. **The more comprehensive the answers, the more concise the completed specifications.** Follow instructions on the bottom of the last page for forwarding this questionnaire to Hackney. A set of specifications and proposal drawing in bid format will be generated and returned.

***Completion of the information on this page is required before a set of specifications and drawings can be generated.***

Dept/Agency/Organization/Company: \_\_\_\_\_

Name of person requesting information: \_\_\_\_\_

Title/Position: \_\_\_\_\_ Date: \_\_\_\_\_

Address: \_\_\_\_\_

City: \_\_\_\_\_ State: \_\_\_\_\_ Zip: \_\_\_\_\_

Telephone: (\_\_\_\_) \_\_\_\_ - \_\_\_\_\_; Ext: \_\_\_\_ FAX: (\_\_\_\_) \_\_\_\_ - \_\_\_\_\_

E-Mail Address: \_\_\_\_\_

Best time to contact me is: \_\_\_\_\_ am; \_\_\_\_\_ pm

Have Salesperson contact me: \_\_\_ Yes \_\_\_ No

Type of purchaser: \_\_\_ City; \_\_\_ County; \_\_\_ State; \_\_\_ Tax District;  
\_\_\_ Volunteer; \_\_\_ Industrial; \_\_\_ Other \_\_\_\_\_

Budget: *Note: This information is critical to assist you with budgetary planning in respect to what you desire versus the actual required budget for the rescue vehicle outlined on the following pages. If the estimated cost exceeds your budget, we will notify you appropriately.*

\_\_\_ \$125,000 to \$150,000; \_\_\_ \$150,000 to \$200,000; \_\_\_ \$200,000 to \$250,000;  
\_\_\_ \$250,000 or more

Type of purchase: \_\_\_ Formal Bid; \_\_\_ RFP; \_\_\_ Negotiated

Expected purchase date or bid release: \_\_\_\_\_

How soon do you need these specifications and budget price? \_\_\_\_\_



**America's Rescue Leader**

**Circle, check and fill in blanks, as applicable, on all following pages:**

**COMMERCIAL CAB Tractor Preference:**

- Freightliner M2
  - 300 hp, 860 lb/ft torque Caterpillar 3126 w/Allison MD3060 automatic
  - 305 hp, 1150 lb/ft torque Caterpillar C10 w/Allison MD3066 automatic
- International 4400
  - 330 hp. 950 lb/ft torque w/Allison MD3060 automatic
- Other:
  - Brand: \_\_\_\_\_
  - Engine/Horsepower: \_\_\_\_\_
  
- 2-Door Cab with 3-man bench
- 2-Door cab with (2) suspension seats
- 4-Door cab with 3-man bench front & rear
- 4-Door cab with (2) suspension seats front & 3-man bench rear
- 4-Door cab with suspension driver seat; SCBA officer seat and (3) rear SCBA seats

**SPARTAN CUSTOM CAB Tractor Preference:**

**Note:** SMFD = Short Medium 4-dr; MFD = Medium 4-dr; LFD = Long 4-dr.

Cab Style:

- Advantage
  - MFD – 330 hp Cummins ISC (most popular stock chassis)
  - MFD – 370 hp Cummins ISL
  - Flat roof
  - 10" raised roof
- Gladiator –
  - MFD - flat roof
  - MFD – 10" raised roof
  - LFD – flat roof
  - LFD – 10" raised roof
  - LFD – 20" raised roof

Engine Preference: \_\_\_\_\_

Horsepower Requirement: \_\_\_\_\_

Seating – *Custom Cabs only*

- officer and (3) firefighters
- officer and (4) firefighters
- officer and (5) firefighters (LFD cabs only)
- officer and (6) firefighters (LFD cabs only)
- Are all firefighters positions equipped with SCBA?  Yes  No

Top Speed Requirement:  55 mph;  65 mph;  68 mph;  72 mph;  75 mph;

**CHASSIS RELATED OPTIONS: both commercial and custom applications**

- Four-wheel drive



*America's Rescue Leader*

- Auxiliary exhaust brake - standard
- Jake Engine Brake (not applicable on CAT 3126 or Cummins ISC engines)
- Exhaust:
  - exit left in front of rear wheels
  - exit right in front of rear wheels
  - exit under rear bumper
  - vertical with chrome pipe and heat shield
  - chrome down-turned extension

OTHER Chassis Requirements: \_\_\_\_\_

---

**CAB INTERIOR CABINETS and/or COMMAND CENTER:**

- Fold-down desk in cab (*limited on commercial cabs*)
- Storage cabinet w/roll-up door on back wall (*Requires deletion of center rear seat on commercial cabs*)
- Command Center cabinetry in rear of cab (*custom cabs only*)
  - Behind driver and officer seats
  - Across rear wall (*requires LFD cab*)
  - "L shaped full cab width and left side wall (*Requires LFD cab. May require deleting left rear door*)

Describe other special requirements: \_\_\_\_\_

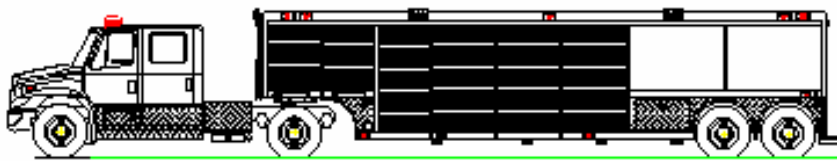
---

**TRACTOR RELATED OPTIONS:**

- Dome lights, combination red/white (IATS):
  - Qty \_\_\_\_\_
  - Locations: \_\_\_\_\_
- Other cab interior lighting requirements: \_\_\_\_\_
- Aluminum Alloy Wheels
- Stainless steel hub and lug nut covers only
- Stainless steel wheel covers, full over
- Automatic Tire Chains
- Extended front bumper (*req'd for winch, Q2B & bumper mounted air horn installations*)
- Chain box in front bumper
  - Qty:  1;  2;  full width – (*Some bumper installed options may restrict boxes*)
- Winch:
  - Ramsey 12,000# electric
  - Ramsey 9000# removable
  - Receiver & wiring for portable winch mounted:
    - under front bumper of tractor
    - left & right side rear of rear trailer wheels



*America's Rescue Leader*



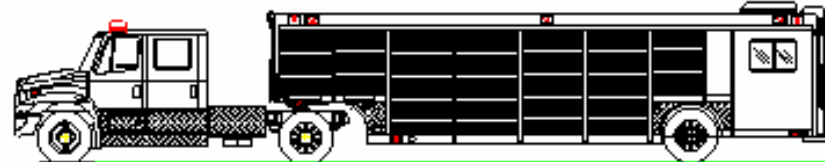
YU14B2-2DR



YU14B2-4DR



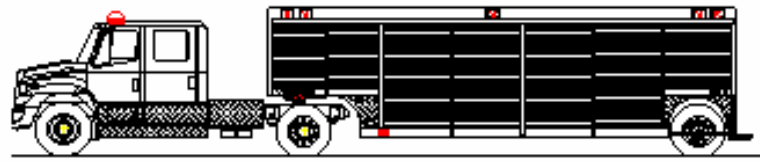
YR16B2-2DR



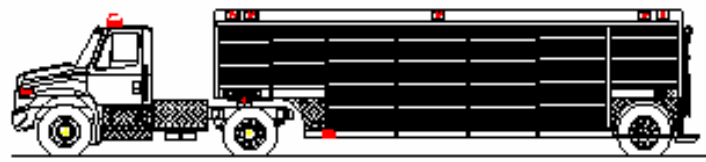
YU14B2-3DR



TC14B2-4DR



TR14B2-4DR



TR14B2-2DR

**TRAILER:**

Select quantity of exterior storage compartments (*number of compartments may depend upon cubic feet of required storage space or overall length restrictions. Hackney will assist with recommendations to meet your specific requirements.*)

- 12 comp'ts
- 14 comp'ts
- 16 comp'ts
- 18 comp'ts (single or tandem trailer axles depending on calculated axle load)
- 20 comp'ts (requires tandem trailer axles)



*America's Rescue Leader*

- Add rear (back) compartment for shoring panels; timbers
- Rear Command or Resource Center
  - 12 comp'ts
  - 14 comp'ts

**Note:** You may wish to visit the web site Trailer Delivery Archives to select the model that best meets your intended missions.

MODEL No. \_\_\_\_\_

Agency Name: \_\_\_\_\_

**Primary Mission**

- USAR
- Haz-Mat
- Multi-Purpose Technical Rescue

Provide synopsis of mission(s) for which this vehicle will be used:

---



---



---

List major equipment to be stored in compartments:

---



---



---

If rear command or resource center option is chosen:

- Command Center Desk
  - Number of personnel to be seated: \_\_\_\_\_
- Haz-Cat Laboratory
- Special Cabinetry requirements: Specify: \_\_\_\_\_

---

Seating:

- Conventional Swivel Desk Chairs – QTY: \_\_\_\_\_
- Fixed high back swivel seats
- Fixed high back swivel seats with arm rest
- Flip-up bench seat for auxiliary support personnel
  - one man
  - two man



*America's Rescue Leader*

**EXTERIOR STORAGE OPTIONS:**

- Slide-out equipment trays: Qty \_\_\_\_\_
- Slide-out and tilt-down trays: Qty \_\_\_\_\_
- Storage boxes, removable
  - Poly – size: \_\_\_\_\_
  - Alum. – size: \_\_\_\_\_
- Slide-out tool board: Qty \_\_\_\_\_
- Stokes Basket storage: Qty \_\_\_\_\_
- Long backboard storage: Qty \_\_\_\_\_
- SCBA slide-out storage rack for four complete
- SCBA slide-out storage rack for eight complete
- Spare SCBA bottle storage tubes: Qty \_\_\_\_\_
- Isolated & vented rope comp't w/hinged door
- Rescue tri-pod storage: stored length \_\_\_\_\_ ft.
- Rescue air bag storage: list sizes
  - Horizontal storage
  - Vertical storage
    - Qty: \_\_\_\_\_ - \_\_\_\_\_" x \_\_\_\_\_"
    - Qty: \_\_\_\_\_ - \_\_\_\_\_" x \_\_\_\_\_"
    - Qty: \_\_\_\_\_ - \_\_\_\_\_" x \_\_\_\_\_"
- Ladder Storage
  - Roof top
  - Type & Qty:
    - Attic – folded length \_\_\_\_\_'
    - Little Giant
    - 10' folding
    - 12' folding
    - 14' roof
    - 24' 2-section
    - 28' 3-section
    - 35' 3-section

*Note if any of the above ladders are to be furnished with completed rescue*
- Pike pole tubes: Pole lengths: \_\_\_\_\_
- Roof Storage Box
- Other:  
\_\_\_\_\_  
\_\_\_\_\_

**TECHNICAL RESCUE REQUIREMENTS: if applicable**

- Timber Compliment storage requirements: (List size and length -- ie.: 2" x 4" x 12-ft; 6" x 6" x 16-ft; etc): \_\_\_\_\_
- Shoring Panels – 4' x 8': Qty: \_\_\_\_\_
- Finform Panels:
  - Panels Only: Qty: \_\_\_\_\_
  - Panels with 2" x 12" x 12-ft timbers attached: Qty: \_\_\_\_\_



*America's Rescue Leader*

- Fold-down ramp for loading heavy, wheeled equipment (i.e.: Stanley tool; welders, etc)
- High Volume Utility Air Compressor – Rotary PTO driven
  - 185 cfm
  - 270 cfm
  - 375 cfm (requires 4000EVS transmission)

**OTHER BODY OPTION REQUIREMENTS:**

- Side body receivers behind rear trailer wheels – 10,000# rating
- Chromed rope tie-off rings inserted into receivers – Qty:  1;  2
- Wheel step bar across rear wheels, removable  
*designed to facilitate access to upper wheelhouse comp't storage*
- Slide-out steps under side body tall comp'ts – 500# capacity  
*Note: 43" comp't depth permits up to 38" shelves and trays to be installed and still permit standing inside comp'ts. Slide-out steps only req'd when full comp't depth is specified for bulk equipment storage.*
- Roof access ladder w/safety grip hand rails
- Observation platform on roof with fold-up OSHA rails
- Awning
  - left side
  - right side
  - rear
  - enclosure curtains

Other Requirements: \_\_\_\_\_  
 \_\_\_\_\_  
 \_\_\_\_\_

**Fire Pump applications are available. Specify general requirements.**

\_\_\_\_\_  
 \_\_\_\_\_

**PAINT & LETTERING OPTIONS:**

- One-color on trailer  
Color: \_\_\_\_\_
- Two-tone on trailer  
Upper color: \_\_\_\_\_  
Lower color: \_\_\_\_\_
- Tractor painted by chassis manufacturer  
Color: \_\_\_\_\_



*America's Rescue Leader*

(Note: Hackney paint finish on body will be a much higher luster than OEM paint on cab)

\_\_\_ Tractor repainted by Hackney  
Color: \_\_\_\_\_

\_\_\_ Two-tone Tractor:  
Upper Color: \_\_\_\_\_  
Lower Color: \_\_\_\_\_

\_\_\_ Scotchlite Reflective Stripe:  
Height of stripe: \_\_\_\_\_  
Color of stripe: \_\_\_\_\_  
Other requirements: \_\_\_\_\_

\_\_\_ Lettering Requirements:  
\_\_\_\_\_  
\_\_\_\_\_  
\_\_\_\_\_

**12VDC ELECTRICAL REQUIREMENTS:**

*Multiplexing standard with Vista display screen and controls on cab console*

- \_\_\_ Tail lights
  - \_\_\_ LED – 4” red stop/tail; amber turn; clear backup
  - \_\_\_ Whelen CAST3 cluster
    - \_\_\_ Incandescent
    - \_\_\_ LED
- \_\_\_ 12VDC halogen Scene Lights:
  - \_\_\_ Side Trailer: 2 each side
  - \_\_\_ Side Trailer: 3 each side
  - \_\_\_ Rear Trailer: 2
  - \_\_\_ Side Cab
  - \_\_\_ Rear Cab
- \_\_\_ Under body ground lights
  - \_\_\_ Side
  - \_\_\_ Rear
  - \_\_\_ Front
- \_\_\_ Compartment Lights
  - \_\_\_ 7” halogen in top of compartment
  - \_\_\_ “Rope” halogen lights (ROM) down side wall of ea. comp’t (*Note: expensive , but effective*)
- \_\_\_ Map light, flexshaft
- \_\_\_ Fog Lights
- \_\_\_ Spotlight, hand-held
- \_\_\_ Hand Light, portable (*min. 2 req’d NFPA*)
  - \_\_\_ Streamlight SL45102



*America's Rescue Leader*

Koehler 100X  
 Other: \_\_\_\_\_

WARNING LIGHTS:

*Note: all warning lights must meet minimum NFPA 1901 requirements for Upper & Lower Zones. Brands can not be mixed in any of these zones.*

- Whelen halogen flashers w/rotating light bar
- Whelen halogen flashers w/strobe light bar
- Whelen strobe flashers w/rotating light bar
- Whelen strobe flashers w/strobe light bar
- Whelen LED with 9308LED light bar
- Whelen LED with 9308NFPA strobe light bar
- Weldon LED with wrap-around LED light bar
- Federal Upper Zone w/FireHawk light bar
- Federal Upper Zone w/Vector light bar
  - halogen flashers
  - strobe flashers
- Code 3 Upper Zone w/XL5000 light bar
- Code 3 Upper Zone w/MX7000 light bar
  - halogen flashers
  - strobe flashers

OTHER: \_\_\_\_\_

Headlight Wig-Wags (*std*)

- OptiCom
  - furnished by Hackney
  - furnished by customer

SIREN & HORNS:

- Federal Q2B on top of bumper
- Federal eQ2B electronic
  - with 200W Q2B look alike grille speaker (req's flush bumper mounting)
  - with (2) 100W individual speakers
- Whelen Xecutor
- Whelen Xecutor w/dual bumper speakers
- Whelen WS295 electronic
- Federal PA300 electronic
  - Speakers:  one;  two

12VDC Power Strip: Loc: \_\_\_\_\_

Radio Antenna coaxial cables: Qty: \_\_\_\_\_ Location(s): \_\_\_\_\_

- Back-up Alarm
  - standard
  - automatic variable db

Other 12VDC Option requirements: \_\_\_\_\_



*America's Rescue Leader*

**120/240VAC ELECTRICAL REQUIREMENTS:**

\_\_\_ GENERATOR:

- \_\_\_ Wire for customer supplied: Type/Brand \_\_\_\_\_
- \_\_\_ 3.5KW Honda
- \_\_\_ 5.0KW Honda
- \_\_\_ 5.5KW Yanmar diesel
- \_\_\_ 6.5W Honda
- \_\_\_ 7.5KW Onan diesel
- \_\_\_ 10KW Onan diesel
- \_\_\_ 12.5KW Onan diesel
- \_\_\_ 40kw Diesel w/100 gallon fuel tank
- \_\_\_ 60kw Diesel w/100 gallon fuel tank
- \_\_\_ 25kw Onan PTO – most popular (*on tractor interfaced to trailer*)
- \_\_\_ 35kw Onan PTO (*on tractor interfaced to trailer*)
- \_\_\_ 40kw, 3-phase PTO (*on tractor interfaced to trailer*)
- \_\_\_ OTHER: \_\_\_\_\_

\_\_\_ Shorepower (*req'd by NFPA for battery conditioner*)

- \_\_\_ Manual
- \_\_\_ Auto-eject
  - \_\_\_ 20 amp
  - \_\_\_ 30 amp

\_\_\_ Battery Conditioner – 45 amps

\_\_\_ Power Outlets:

- \_\_\_ 120V Duplex: Qty \_\_\_\_\_  
Loc: \_\_\_\_\_
- \_\_\_ 120V Twist-lock: Qty \_\_\_\_\_  
Loc: \_\_\_\_\_
- \_\_\_ 240V Twist-lock: Qty \_\_\_\_\_  
Loc: \_\_\_\_\_

\_\_\_ Cord Reel

- \_\_\_ Hannay 120V with 200' 10/3  
Qty: \_\_\_ Loc: \_\_\_\_\_
- \_\_\_ Hannay 240V with 200' 10/4 (*junction box may be split into two separate 120V circuits for maximum amperage output. This application is recommended where high amperage loads are required*)  
Qty: \_\_\_ Loc: \_\_\_\_\_

\_\_\_ Power Distribution Box with (4) outlets

- \_\_\_ permanently wired to cord reel
- \_\_\_ with twist-lock receptacle to cord reel

\_\_\_ FLOOD LIGHTING

- \_\_\_ Telescoping, front – Qty: \_\_\_\_\_
  - \_\_\_ 650 watt
  - \_\_\_ 900 watt
- \_\_\_ Telescoping, rear - Qty: \_\_\_\_\_
  - \_\_\_ 650 watt
  - \_\_\_ 900 watt



*America's Rescue Leader*

- Removable Tri-Pod – 650W
    - rear of trailer: - Qty: \_\_\_\_
    - rear of Tractor: Qty. \_\_\_\_
  - Upper Side Body Flood Lights – 900W
    - one center left and right on trailer
    - two left and right on trailer
    - one center front cab (Spartan cab only)
  - Light Tower - Will-Burt Chief with (2) 900 watt lamps
  - Light Tower - Will-Burt NightScan with (4) 900 watt lamps
  - Light Tower - Will-Burt NightScan with (6) 900 watt lamps – multi-directional
  - Light Tower – Will-Burt NightScan with (2) 900 watt/32,000 lumen quartz and (2) 110,000 lumen metal-halide
  - Portable 650W flood lights - Qty: \_\_\_\_
  - Refrigerator - powered by:
    - generator and shorepower
    - RV type – 12VDC/120VAC
  - Fluorescent Compartment Lights
    - generator operated only
    - generator and shorepower operated
  - OTHER 120/240V REQUIREMENTS: \_\_\_\_\_
- 

**BREATHING AIR REQUIREMENTS:**

- 26.5 cfm, 6000 psi Compressor with RevolveAir 2X2 fill station; computerized fill controls (*requires ASME receivers*)
- Breathing Air Cascade System
  - (*Note: NFPA 1901 requires fill enclosure – no frag tubes*)
  - Two-bottle tilted fill enclosure with integral fill control panel
  - RevolveAir fill enclosure with integral fill control panel
- Type of SCBA's to be filled:
  - 2216
  - 4500
- Air Storage Cylinders
  - 4500 psi DOT: Qty: \_\_\_\_
  - 6000 psi DOT: Qty: \_\_\_\_
  - ASME in lieu of DOT: Qty: \_\_\_\_ (*adds approx. \$1200 to cost of ea. cylinder*)
- 6000 psi breathing air hose reel

**UTILITY AIR REQUIREMENTS:**

- 175 cfm USAR screw-type compressor – PTO drive
- 270 cfm USAR screw-type compressor – PTO drive (req's HD4060 transmission)
- 375 cfm USAR screw-type compressor – PTO drive (req's HD4060 transmission)
  - one industrial outlet on left and right side of tractor
- Low Pressure Utility Air System –



*America's Rescue Leader*

- Plumbed to chassis air brake compressor source w/  
isolated auxiliary reservoir
- Plumbed to on-board 240V air compressor
- Plumbed from cascade system
- Air outlets:  
Qty: \_\_\_\_\_  
Locs: \_\_\_\_\_
- Air hose reel w/150' 3/8 hose

**OTHER REQUIREMENTS:**

- Hydraulic rescue hose reel:  
Qty \_\_\_\_\_  
Brand tools used by department: \_\_\_\_\_
- Hydraulic rescue pump:  
Brand tools used by department: \_\_\_\_\_
  - Single
  - Dual Valve
  - Simo
  - portable gas powered
  - 240VAC generator powered
- Other hydraulic tool requirements: \_\_\_\_\_
- Long Back Boards: Qty: \_\_\_\_\_
- Stokes Basket Stretcher
  - Ferno-Washington
  - Stainless Steel

OTHER REQUIRED EQUIPMENT TO BE FURNISHED WITH COMPLETED RESCUE:

---



---

**Thank you for taking the time to concisely complete this questionnaire.**

**Email to:** [rescueleader@hackneyusa.com](mailto:rescueleader@hackneyusa.com)

If you have questions, would like to discuss further details of this project or do not receive a timely response, please call **1-800-763-0700, extension 2275 or 2303.**



*America's Rescue Leader*