



VT Hackney

A company of VT Systems



Model LR0764-84 Light Rescue



Sourcewell 
Formerly NJPA

Awarded Contract

#022818-VTH

LR-0764-84

Hackney Emergency Vehicles

NJPA - HACKNEY LR0764-84

Sales Rep:

Terms:

Drawing #:

Est. Delivery Date: / /

Customer PO #:

Penalty:

Customer #:

QPF #:

Exp. Date: 02/09/2018

Quote No: 10069-0005

BODY: XLR200 NJPA LR0764-84 LIGHT RESCUE

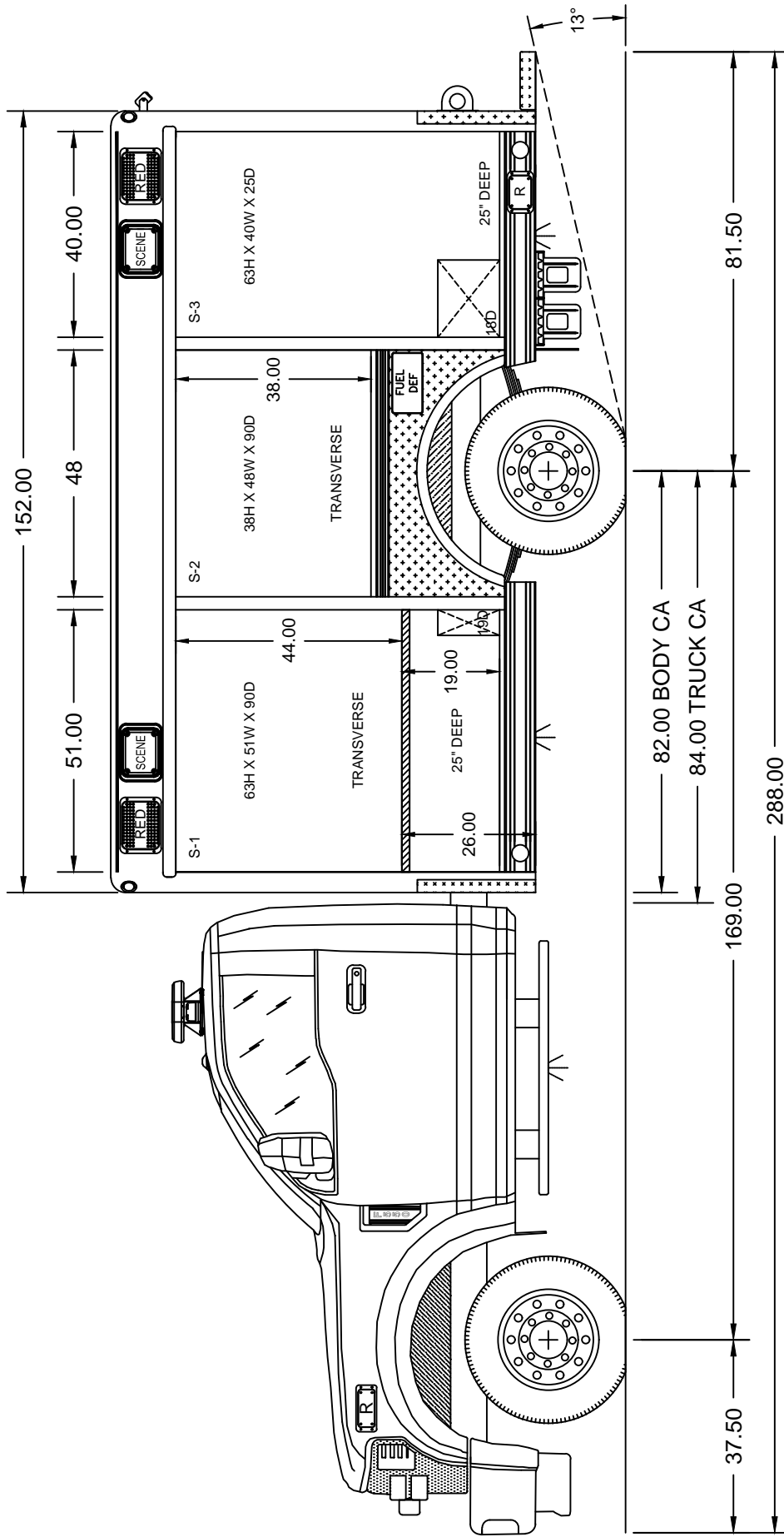
08/17/2018

Page 1

| PART NO | DESCRIPTION | QTY |
|---------------------------------------|--|-----|
| == NJPA LR0764-84 LIGHT RESCUE - == | | 1 |
| == QW RELEASE - Effective 01-02-18 == | | 1 |
| CAB and CHASSIS | | 1 |
| 10-04-5205 | FORD F-550 - 2-DR/2WD - 84"CA | 1 |
| 10-19-1025 | "MUST BE SEATED AND BELTED" - WARNING PLATE | 1 |
| 10-19-1045 | WARNING PLATE - VEHICLE SPECIFICATION DATA | 1 |
| 10-19-1075 | "DO NOT WEAR HELMET WHILE SEATED" - WARNING PLATE | 1 |
| 10-99-2510 | EXHAUST PIPE EXTENSION - FORD SUPER-DUTY | 1 |
| 11-16-0220 | BATTERY CONDITIONER - PROGRESSIVE DYNAMICS | 1 |
| 11-17-0020 | SHOREPOWER INLET, 20 AMP W/COVER & FEMALE PLU | 1 |
| 11-33-0802 | GROUND LIGHTS - TECNIQ LED - FRONT CAB DOOR (PR) | 1 |
| 12-00-1000 | MUD FLAPS, FRT (PR) BLACK RUBBER | 1 |
| 12-57-0021 | TIRE PRESSURE MONITORING - REALWHEELS AIRSECURE - 6-WHL | 1 |
| 16-10-1510 | TOW EYE PLATES - REAR - BLACK (PR) | 1 |
| BODY and FRAME OPTIONS | | 1 |
| 20-00-3000 | FRAME MODIFICATION - LR/PL | 1 |
| 20-01-0000 | BODY CONSTRUCTION - LIGHT RESCUE | 1 |
| 20-11-1129 | BODY - LR0764-84 LIGHT RESCUE - 84"CA | 1 |
| 20-61-0200 | ROLLERS, STAINLESS STEEL ROLL-UP DOOR - ILOS - (Ea. Comp't Door) | 7 |
| 20-71-0010 | WHEELHOUSING SKIRT PANEL - BRIGHT ALUMINUM TREADPLATE | 1 |
| 20-71-0120 | FRONT BODY PANEL - PAINTED | 1 |
| 20-71-0210 | REAR KICK PANEL - LR MODELS (Optional) | 1 |
| 20-71-0340 | FENDERETTES - POLISHED ALUMINUM (PR) - LIGHT RESCUE COMMANDER | 1 |
| 20-72-2002 | FUEL/DEF FILLER W/HINGED ACCESS DOOR - F450/550 only | 1 |
| 20-72-3000 | ULTRA-LOW SULFUR DIESEL FUEL ONLY LABEL | 1 |

| PART NO | DESCRIPTION | QTY |
|--|--|----------|
| 20-72-3100 | DEF FLUID LABEL | 1 |
| EXTERIOR BODY OPTIONS | | 1 |
| 22-21-0000 | STONE GUARDS, FRT & REAR - D/P CORNERS (4) | 1 |
| 22-25-2000 | BUMPER, REAR STEP BRIGHT TREAD PLATE | 1 |
| 22-25-5500 | SIGN - "DANGER - DO NOT RIDE ON REAR STEP" | 1 |
| 22-40-3000 | WHEEL CHOCK - ZICO AC-2 (EA) | 2 |
| 22-40-3105 | WHEEL CHOCK BRACKET - HORIZONTAL FOR ZICO AC-2 (EA) | 2 |
| 22-50-3005 | LICENSE FRAME W/LIGHT-SURFACE MNT-CPI C30004 | 1 |
| 22-51-1000 | MUD FLAPS, REAR (PR) BLACK RUBBER | 1 |
| INTERIOR BODY OPTIONS | | 1 |
| 23-11-0550 | RECESSED ADJUSTABLE SHELF TRACK (EA) | 7 |
| 23-11-2101 | SHELF - EXTENDED FLOOR - PERMANENT (EA) | 2 |
| EXTERIOR BODY OPTIONS | | 1 |
| PAINT and GRAPHICS | | 1 |
| 40-00-0010 | PAINT BODY - LIGHT RESCUE - ONE COLOR | 1 |
| 42-12-0000 | TOUCH UP PAINT - ONE QUART | 1 |
| 42-90-0500 | COMPARTMENT WALLS/FLOORS COATING - MULTISPEC (ea. comp't) | 7 |
| 42-99-0000 | UNDERCOATING CAB, FRAME & BODY | 1 |
| 43-20-2000 | STRIPE, REFLECTIVE 4" PRICE PER FOOT REQS DWG | 40 |
| 43-20-8005 | CHEVRON STRIPE - REAR BODY W/NO REAR DOOR - LIGHT RESCUE | 1 |
| 43-20-8120 | REFLECTIVE STRIPING ACROSS FACE OF BUMPER | 1 |
| 12VDC ELECTRICAL SYSTEM | | 1 |
| 50-00-1504 | ELECTRICAL SYSTEM - VISIONMUX - LR Models | 1 |
| 50-05-0000 | AMP DRAW REPORT - NFPA 1901, Section 9-15 | 1 |
| 50-10-0012 | CAB CONSOLE - FLOOR MOUNT - FORD F-550 - VISIONMUX/V-MUX | 1 |
| 50-20-0200 | BRACKET- HAVIS-SHIELDS SIREN FOR WHELEN 295-Series | 1 |
| 50-40-0110 | CLEARANCE LIGHTS, LED & REFLECTORS W/CENTER REAR THIRD BRAKE | 1 |
| 50-50-0200 | TAIL LIGHT ASSY - LED STOP/TURN/BACKUP with CHROME BEZELS | 1 |
| 51-10-1810 | SCENE LIGHT - SIDE - WHELEN M9 LED OPTI-SCENE (EA) | 1 |
| 51-10-2850 | SCENE LIGHT - REAR - WHELEN M9 LED OPTI-SCENE (EA) | 2 |
| 51-11-0110 | SCENE LIGHT - REAR REVERSE ACTIVATED - VISIONMUX | 1 |
| 51-19-0110 | GROUND LIGHTS - TECNIQ LED - UNDERBODY MOUNTED (EA) | 5 |
| 51-50-1810 | COMPARTMENT LIGHTS - LED STRIP - 24" RECESSED | 5 |
| 51-50-1850 | COMPARTMENT LIGHTS - LED STRIP - 42" RECESSED | 2 |
| 51-56-0100 | COMP'T OPEN WARNING LIGHT - LED | 1 |
| NFPA 1901 WARNING LIGHTS | | 1 |
| UPPER ZONE A - FRONT CAB WARNING LIGHTS | | 1 |
| 54-01-1556 | WHELEN JUSTICE JE2NFPA - 56" LIGHT BAR - V-END Configuration | 1 |
| 54-01-9902 | BRACKET, LIGHTBAR CAB ROOF MOUNTING -Whelen | 1 |
| LOWER ZONE A - FRONT CAB WARNING LIGHTS | | 1 |

| PART NO | DESCRIPTION | QTY |
|---|--|----------|
| 54-10-07RC | WHELEN C7LRC RED SURFACEMAX - CLEAR LENS W/C7FC CHROMED BEZEL (ea) | 2 |
| 54-11-N018 | LIGHT HOUSING - GRILLE - '17 F-550 - WHELEN 700 SERIES (PR) | 1 |
| AUX ZONE A - FRONT CAB WARNING LIGHTS | | 1 |
| LOWER ZONE B/D - CAB INTERSECTION WARNING LIGHTS | | 1 |
| 54-20-07RC | WHELEN C7LRC RED SURFACEMAX - CLEAR LENS W/C7FC CHROMED BEZEL (ea) | 2 |
| 54-20-PD04 | LIGHT HOUSING - GRILLE - '17 F-550 - WHELEN 700 SERIES (PR) | 1 |
| LOWER ZONE B/D - SIDE BODY WARNING LIGHTS | | 1 |
| 54-21-M6RC | WHELEN M6RC RED SUPER-LED - CLEAR W/M4FC CHROME BEZEL (ea) | 2 |
| LOWER ZONE C - REAR BODY WARNING LIGHTS | | 1 |
| 54-25-M6RC | WHELEN M6RC RED SUPER-LED - CLEAR W/M4FC CHROME BEZEL (ea) | 2 |
| UPPER ZONE B/D - SIDE BODY WARNING LIGHTS | | 1 |
| 54-30-M9RC | WHELEN M9RC RED SUPER-LED - CLEAR W/M9FC CHROME BEZEL (ea) | 4 |
| UPPER ZONE C - REAR BODY WARNING LIGHTS | | 1 |
| 54-31-M9RC | WHELEN M9RC RED SUPER-LED - CLEAR W/M9FC CHROME BEZEL (ea) | 2 |
| 54-99-0000 | NFPA LIGHTING CERTIFICATION | 1 |
| AUDIBLE WARNING DEVICES | | 1 |
| 55-22-1000 | SIREN - WHELEN ELECTRONIC - 295SLSA1 | 1 |
| 55-30-1000 | HORN/SIREN SWITCH | 1 |
| 55-41-5001 | SPEAKER, SIREN - F-550 - CPI THRU-THE-BUMPER (DRIVER - 2017) | 1 |
| 58-50-1000 | 12VDC POWER STRIP - (6) TERMINALS - CAB | 1 |
| 58-80-1000 | BACK-UP ALARM - FEDERAL 210333 | 1 |
| 58-82-0000 | REARVIEW COLOR CAMERA W/NIGHTVISION & MONITOR - Visionmux | 1 |
| 58-82-0125 | REARVIEW MIRROR MOUNTING ARM for MONITOR | 1 |
| 59-59-0000 | ANTENNA COAXIAL W/CONNECTOR - MOTOROLA 17' | 1 |
| MISCELLANEOUS EQUIPMENT | | 1 |
| 89-99-9600 | DOT SAFETY KIT | 1 |
| ADMINISTRATIVE - FIXED | | 1 |
| 98-01-1000 | MANUAL, HACKNEY OWNERS W/SCHEMATICS | 1 |
| 98-10-1500 | PRE-DELIVERY CLEAN-UP - CAB & BODY | 1 |
| 98-11-1000 | FUEL TANK FULL AT FACTORY DELIVERY (up to 50-gallon tank) | 1 |
| 99-99-9999 | SHOP ORDER APPROVAL | 1 |

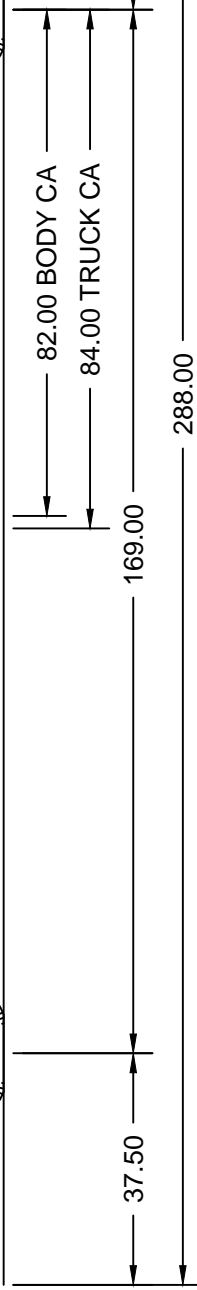


STREETSIDE (LEFT) COMPARTMENTS

COMPARTMENT DIMENSIONS:
 S1 - 51" WIDE X 63/44" HIGH X 25/90" DEEP
 S2 - 48" WIDE X 38" HIGH X 90" DEEP
 S3 - 40" WIDE X 63" HIGH X 25" DEEP

COMPARTMENT OPENING DIMENSIONS:
 S1 - 51" WIDE X 64" HIGH
 S2 - 48" WIDE X 39" HIGH
 S3 - 40" WIDE X 64" HIGH

STREETSIDE EXTERIOR



THIS PRINT AND ALL RIGHTS TO THE DESIGN AND DETAIL ARE RESERVED BY VT HACKNEY INC. ANY REPRODUCTION TO THE RECIPIENT SUBJECT TO RETURN UPON DEMAND. ITS CONTENTS ARE CONFIDENTIAL AND MUST NOT BE COPIED, REPRODUCED, OR TRANSMITTED IN ANY FORM OR BY ANY MEANS, ELECTRONIC OR MECHANICAL, INCLUDING PHOTOCOPYING, RECORDING, OR BY INFORMATION SYSTEMS. COPYRIGHT 2015 VT HACKNEY A COMPANY OF VT SYSTEMS

© 2015 VT HACKNEY INC
 NOTE: ESTIMATED DIMENSIONS.
 MEASUREMENTS DEPEND ON CHASSIS,
 TIRES, SPRINGS, AND LOADING.

VT Hackney
 A company of VT Systems
 WASHINGTON, NC 27688-0880

PROJECT: EES 02-01-18
 SHEET: 2 OF 3

MODEL: LR-0764F-84

SCALE: 20

DATE: 02-01-18

CUSTOMER DESIGN FOR:

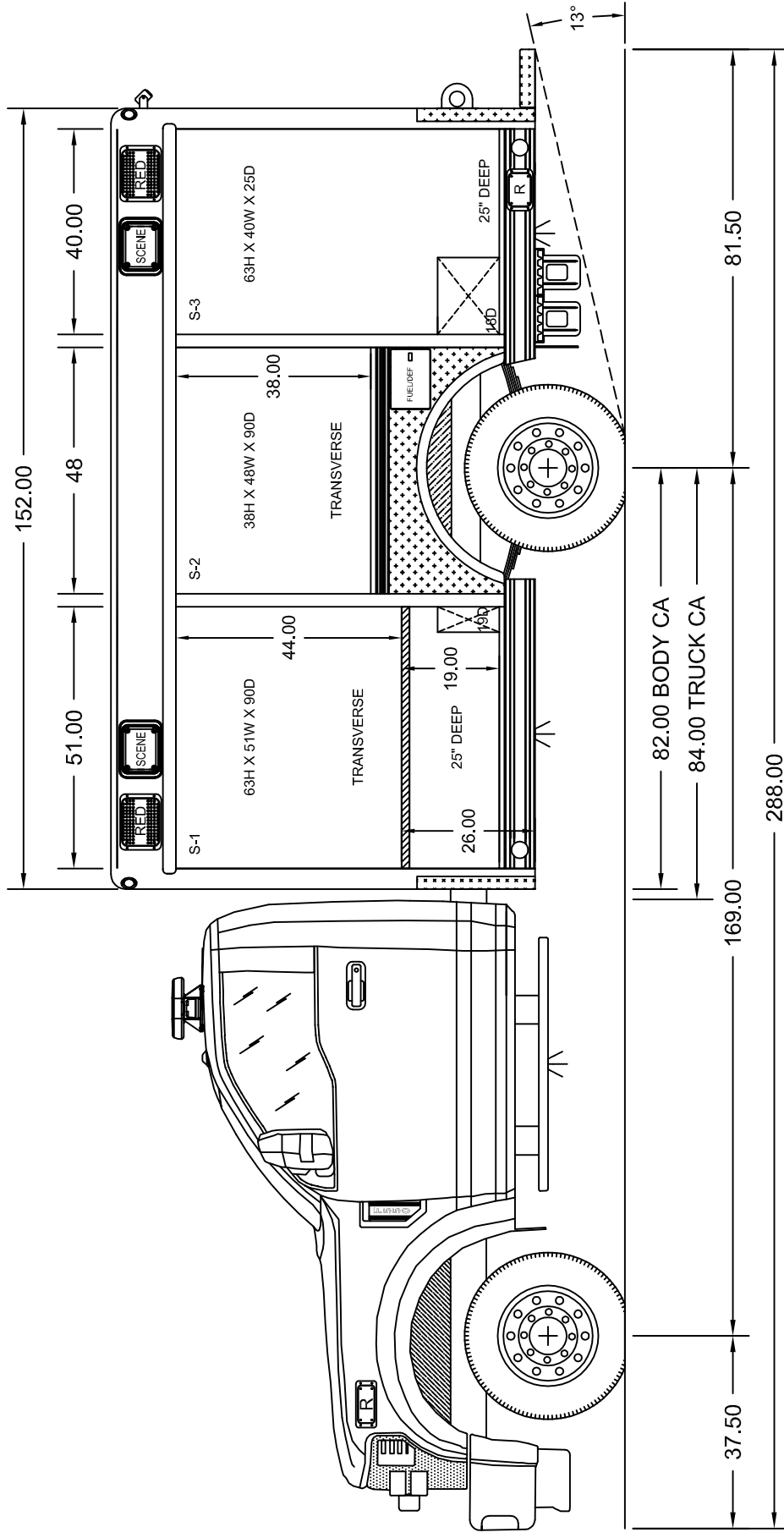
NJPA

CONTRACT #

0000



REV: A



STREETSIDE (LEFT) COMPARTMENTS

COMPARTMENT DIMENSIONS:
 S1 - 51" WIDE X 63/44" HIGH X 25/90" DEEP
 S2 - 48" WIDE X 38" HIGH X 90" DEEP
 S3 - 40" WIDE X 63" HIGH X 25" DEEP

COMPARTMENT OPENING DIMENSIONS:
 S1 - 51" WIDE X 64" HIGH
 S2 - 48" WIDE X 39" HIGH
 S3 - 40" WIDE X 64" HIGH

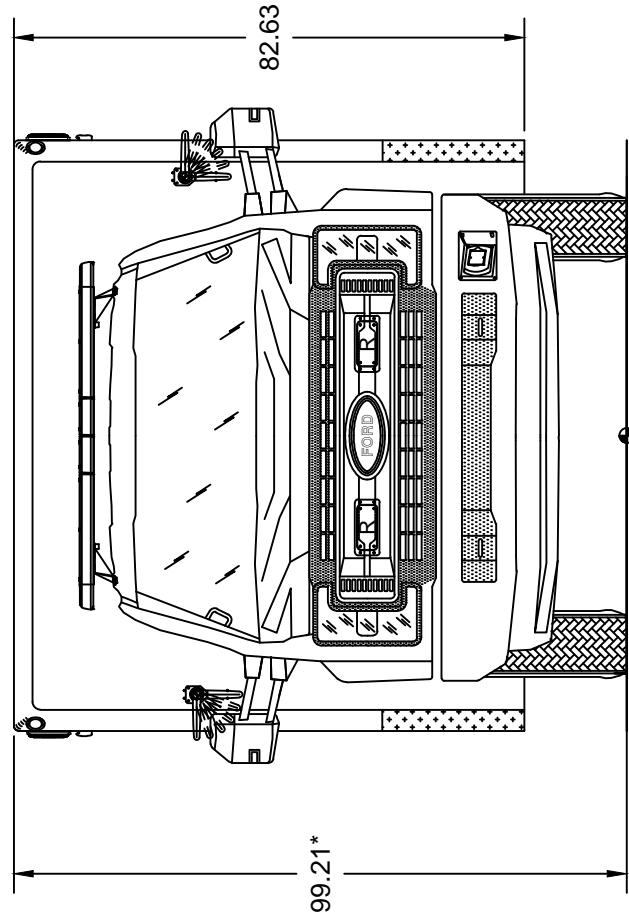
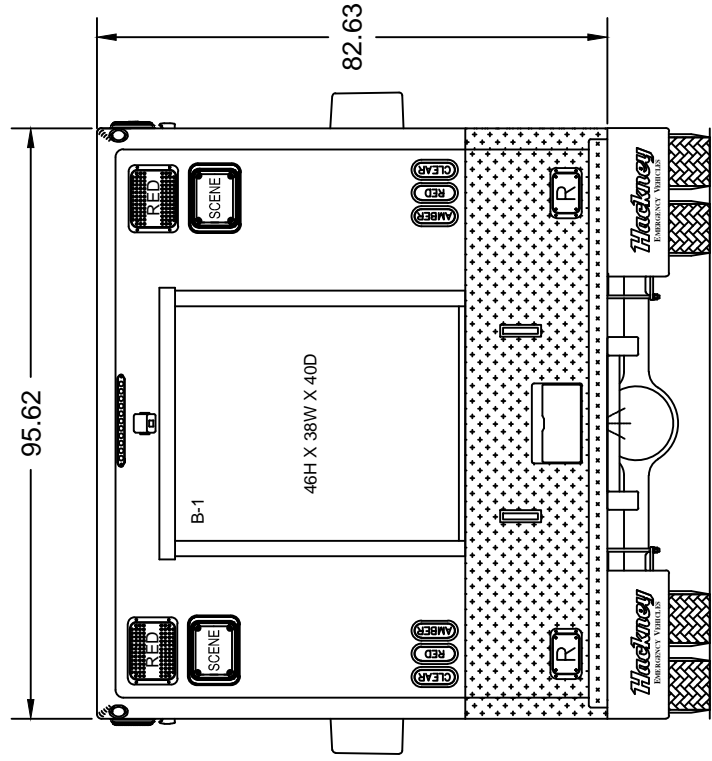
STREETSIDE EXTERIOR

THIS PRINT AND ALL RIGHTS TO THE DESIGN AND DETAIL THEREON ARE THE PROPERTY OF VT HACKNEY AND IS LOANED TO THE USER FOR THE EXCLUSIVE PURPOSE OF ITS CONSTRUCTION. IT IS NOT TO BE REPRODUCED OR SUBMITTED TO OUTSIDE PARTIES FOR USE OR EXAMINATION. COPYRIGHT 2015 VT HACKNEY A COMPANY OF VT SYSTEMS

VT Hackney
 A company of VT Systems
 WASHINGTON, NC 27869-0880

Hackney **Kltron**

| | | | |
|--------------------|----------------|-------------------------|--------|
| PROJ BY: EES | DATE: 02-01-18 | CUSTOM DESIGN FOR: NJPA | REV: A |
| SHEET: 2 | OF: 3 | CONTRACT # | 0000 |
| MODEL: LR-0764F-84 | SCALE: 20 | DRAWING NO. | |



REAR BODY COMPARTMENT

COMPARTMENT DIMENSIONS:

B1 - 38" WIDE X 46" HIGH X 40" DEEP

COMPARTMENT OPENING DIMENSIONS:

B1 - 38" WIDE X 47" HIGH

THIS PRINT AND ALL RIGHTS TO THE DESIGN AND DETAIL ARE RESERVED BY VT HACKNEY INC. TO THE RECIPIENT SUBJECT TO RETURN UPON DEMAND. ITS CONTENTS ARE CONFIDENTIAL AND MUST NOT BE COPIED OR REPRODUCED IN ANY MANNER WITHOUT THE WRITTEN PERMISSION OF VT HACKNEY INC. COPYRIGHT 2015 VT HACKNEY A COMPANY OF VT SYSTEMS

VT Hackney
A company of VT Systems
WASHINGTON, NC 27688-0880



PROJECT: EES DATE: 02-01-18 CUSTOM DESIGN FOR: NJPA

SHEET: 3 OF 3

CONTRACT #

MODEL: LR-0764F-84

SCALE: 20

DRAWING NO: 0000

REV: A